



LESSON PLAN

GRADE:	9
MEETING:	9 (50 minute session)
DATE:	3/3/11
THEME:	Organize Student Portfolio/ Practice Student Led Conference

NAVIGATION 101:

CLEAR, CAREFUL, AND CREATIVE PLANNING FOR LIFE BEYOND HIGH SCHOOL

ANNOUNCEMENTS;

Note: There will be one more 50 minute session March 29th; the day before SLCs begin. Students should be prepared to devote that whole class to practicing.

- If students miss advisory it is their responsibility to find out what they missed and makeup the assignments. Successfully completing advisory earns students .25 credit for each year and 1 full credit toward graduation at the end of the senior year. Also be aware that some of what we do in advisory is required in the senior portfolio in order for students to graduate.
- **IMPORTANT REMINDER:** Half the school year is over. Be sure you are gathering examples of your best work from each course and saving them in your portfolio.
- **Portfolio covers were due on Feb. 17.** Each student must have a personal, colored, computer-designed cover inserted in the front of their portfolio. The design must include:
 - Each student's full name
 - The words "Class of 2014"
 - A school appropriate picture which represents some academic, career, or social aspect which represents each a student
- **Remind students they should dress up for the conference. (business or best school attire)**

LESSON GOALS:

- Students will fill out the SLC outline form.
- Students will organize their portfolios according to the **Checklist for the Class of 2014.**
- Students will take home the SLC parent letter and schedule an appointment.

ESSENTIAL QUESTIONS:

Who am I?
How do I organize my portfolio?
How do I organize my SLC?
How do I present myself?

MATERIALS NEEDED:

- **Student Portfolios.** Students will need access to their portfolios at each advisory session.
- **Checklist for the Class of 2014** (from portfolio. Students should have them in their portfolio.)
- **Student Led Conference Planning Worksheet** (from portfolio.)

Students should have them in their portfolio.)

- **Student Led Conference Evaluation Rubric** (from portfolio. Students should have them in their portfolio.)

- **Note cards** (from portfolio. Students should have them in their portfolio.)

- **Student Led Conference parent Letter and Scheduling form.** (Class Set)

**CLASSROOM
ACTIVITY 1:**

Hand out SLC Parent Letter and scheduling form. (*5 minutes*)

- Instruct students to return this to you no later than 3/11. The next Advisory is 1 day before SLCs so the times must be set up sooner. (*You may want to allow students to get on their cell phones to schedule conferences now so you don't have to chase down students next week.*)

**CLASSROOM
ACTIVITY 2:**

Finish Organizing Portfolio and/or Complete Note Cards (*10 minutes*)

- Students need to finish organizing their portfolio in page protectors. Direct students to follow the order of the

Checklist for the Class of 2014.

- Complete SLC Planning Worksheet/note cards.

**CLASSROOM
ACTIVITY 3:**

Student Led Conference Practice (*35 minutes*)

- Have students look at their SLC Plan and note cards. Ask them if the following items are present in their presentation plan:

1. Students must introduce their parents/guardians to the advisor.
2. Students then should explain their academic goal.
3. Students next should talk about their Four Year Plan. They should be able to explain that it is state law that they have this plan and that this plan will change as they mature. What classes do they enjoy now? What classes will they take in the next three years.
4. Students then should explain their career goal.
5. They next can discuss their WOIS results. Do they have any idea where they will get training for their career? Where do they want to live?
6. Students then should explain their personal goal.
7. They next can discuss their Learning Styles Survey and Personality Profile They can note whether their WOIS results agreed with the suggestions from the Learning Styles Survey and Personality Profile. What are their learning styles, personality traits, etc? Do they agree with the survey?
8. Students then can show the examples of their best work. Why was it their best work?
9. Finally students can end with some personal reflections. For example, have they caught on to the fact that if a student doesn't earn 21 credits, that student will not graduate from high school? Have their grades improved? Did they finish the semester with all their credits and good grades? Have they learned something important about themselves?

10. Students must then thank their parents/guardians for coming.

- Practice in small groups or in front of the class. Our groups are so large it would probably be best to separate them into three or four groups. Each student should get a chance to see another student who does a good job and also get a chance to present to the group. Ask students to give **constructive** criticism of others. Walk around and help out students who are struggling or make comments.

CLOSE:


- **Advisors**, explain to students that they and their parents/guardians will fill out the **Student Led Conference Evaluation Rubric** which should be in their portfolio from last session. You can take the **Student Led Conference Evaluation Rubric** from them after their conference, make comments, and return it at their next advisory.

NOTE:


- **Advisors**, it's a good idea to have a list of questions to ask to help students who get stuck. Freshmen often aren't as prepared as you might wish or expect.
- If students are missing forms, tell them they can go to the Stag's Leap website to print them out by lesson.
- Also tell students that they may come to the after school program to work on the portfolio and SLC outline.



1. Write a job or career choice which interests you right now



2. Based upon your job or career choice, what Math class have you chosen to take next year. (opposite side of this worksheet)



3. Check all the training and education required to meet your job or career choice. Consult WOIS, Career Planning Guides, your "Career Goal Plan Worksheet," and your "4 Year Plan" (opposite side of this worksheet.)

- High School Diploma
- High School Career Tech Classes
- Spokane Skills Center
- Other Career Training:


- Community College Associate Degree
- Four Year College Bachelor's Degree
- Masters or Doctoral Professional Degree

4. Things to do before you go to a 2 or 4 year college

- take/retake PSAT, SAT, ACT or Asset tests
- visit campuses and attend a College Fair
- apply for financial aid and scholarships
- apply for admission
- send letters of recommendation to colleges
- formulate a college budget
- have a transcript and test scores mailed

Things to do before you go into the workforce

- complete a résumé
- complete sample request, application and thank you letters
- practice interviewing
- secure references/letters of recommendation




5. Choose three schools or job training programs where you can receive more training.

_____ dream school/program

_____ favorite school/program

_____ sure thing/program



Parent/Guardian Signature _____ Date _____
(signature required to take a year three math class other than Advanced Algebra)

